

D81060

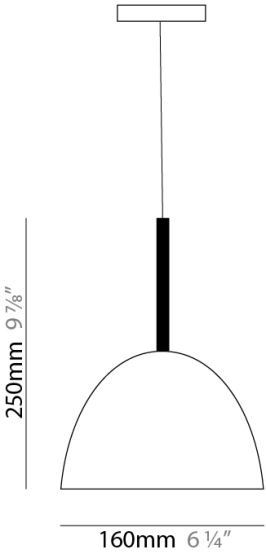
GENERAL
Series: Willy
Brand: Panzeri
Division: Design
Mounting Type: Suspension
Mounting Location: Ceiling
Subcategory: Pendant

PHYSICAL
Shape: Bell
Diameter (mm): 160
Diameter (in): 6 ¼
Height (mm): 250
Height (in): 9 ⅞
Max. Overall Height (mm): 2250
Max. Overall Height (in): 88 ⅝
Light Distribution: Direct
Weight (kg): 1.23
Weight (lbs): 2.7
Diffuser: Black Blown Glass
Fixture Finish: Metallic Gray
Fixture Material: Metal

ELECTRICAL
Number of Lamps: 1
Lamp Type: LED Retrofit
Lamp Shape: T4
Bulb Included: Bulb Not Included
Total Output Wattage (W): 3
Max. Wattage Per Lamp (W): 3
Lamp Base: G9
Input Voltage (V): 120

LED
OPTICAL
RATINGS AND CERTIFICATIONS
Certified By: CSA Certified to UL and CSA Standards
IP rating: IP20

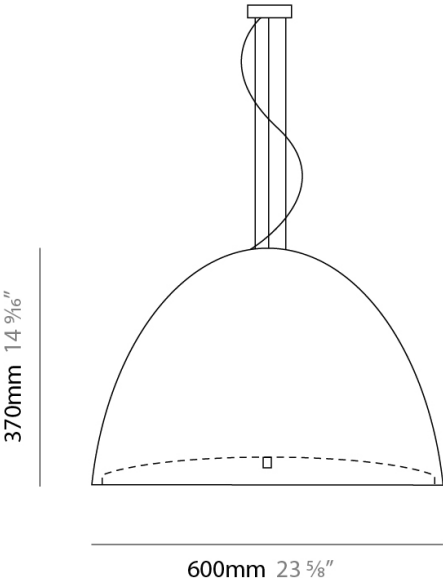
PROJECT
TYPE
NOTES
QUANTITY
DATE



D81344

GENERAL	
Series: Willy	
Brand: Panzeri	
Division: Design	
Mounting Type: Suspension	
Mounting Location: Ceiling	
Subcategory: Pendant	
PHYSICAL	
Shape: Bell	
Diameter (mm): 600	
Diameter (in): 23 5⁄8	
Height (mm): 370	
Height (in): 14 9⁄16	
Max. Overall Height (mm): 2370	
Max. Overall Height (in): 93 5⁄16	
Light Distribution: Direct	
Weight (kg): 12.2`	
Weight (lbs): 27	
Diffuser: Metallic Gray Aluminum Dome and Frosted White Glass Bottom Diffuser	
Fixture Finish: ALU	
Fixture Material: Aluminum	
ELECTRICAL	
Number of Lamps: 3	
Lamp Type: LED Retrofit	
Bulb Included: Bulb Not Included	
Total Output Wattage (W): 45	
Max. Wattage Per Lamp (W): 15	
Lamp Base: E26	
Input Voltage (V): 120	
Upon Request: 277Vac / GU24	
LED	
OPTICAL	
RATINGS AND CERTIFICATIONS	
Certified By: CSA Certified to UL and CSA Standards	
IP rating: IP20	

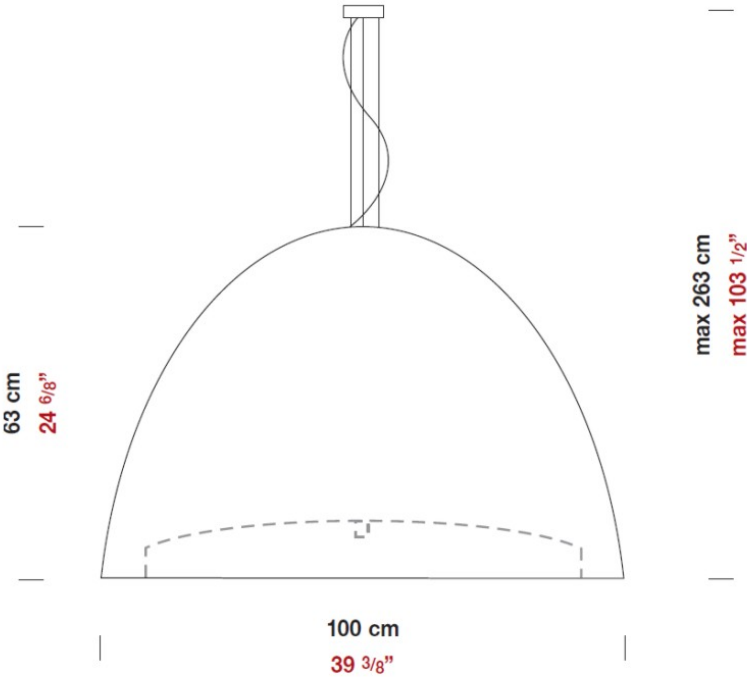
PROJECT	
TYPE	
NOTES	
QUANTITY	
DATE	








































































D81564-BLK

GENERAL	
Series: Willy	
Brand: Panzeri	
Division: Design	
Mounting Type: Suspension	
Mounting Location: Ceiling	
PHYSICAL	
Diameter (mm): 1000	
Diameter (in): 39 3⁄8	
Height (mm): 630	
Height (in): 24 13⁄16	
Max. Overall Height (mm): 2630	
Max. Overall Height (in): 103 7⁄16	
Light Distribution: Direct	
Weight (kg): 15.2	
Weight (lbs): 33.5	
Diffuser: Black Polyethylene Dome and White Frosted Opal Glass Bottom Diffuser	
Fixture Material: Polyethylene Lampshade	
Cable Details: Transparent	
ELECTRICAL	
Input Wattage Range: 30 - 49 W	
Lamp Type: LED	
Input Wattage (W): 40	
Total Output Wattage (W): 40	
Driver Included: No	
Driver Type: Integral LED Driver in Canopy	
Constant Current (MA): 1050	
LED	
Color Temperature (°K): 3000	
Max. Delivered Lumen (lm): 3859	
CRI: >80 CRI	
Efficiency (%): 78.12	
OPTICAL	
RATINGS AND CERTIFICATIONS	
Certified By: CSA Certified to UL and CSA Standards	











PROJECT	
TYPE	
NOTES	
QUANTITY	
DATE	













LEGEND

	floor-mounted		pivotal		special LED (upon request) RGB, RGBW, tunable, gold+, meat+, art+, fashion+
	wall and ceiling: recessed and surface mounted		rotating		warm dim / natural dimming LED
	ceiling-mounted and wall-mounted		illuminate tilted		rechargeable battery powered
	wall-mounted		color of suspension cable		fixture with natural vivid LED (upon request)
	omni-directional light distribution		length of suspension cable		color rendering index
	direct light distribution		reflector degree selection		color temperature
	direct/indirect light distribution		super spot		lumen (luminous flux)
	indirect light distribution		lens		efficacy (lumens per watt)
	asymmetric light distribution		lens pack		Unified Glare Rating (UGR) range from 5-40
	aura light distribution		shine ring		marine grade (AISI 316 stainless steel)
	round wall or ceiling cut-out		integrated shine ring with diffuser		walk on
	square wall or ceiling cut-out		free individual colors 01-29		drive on
	the supplied jig specifies the cutout dimensions		individual colors: 00 (free of charge), 01-25 (extra charge)		Dark Sky Compliance
	minimum distance (meters) lamp - object		luminaire part to be colored (F1)		Americans with Disabilities Act (less than 4" off the wall located between 27"-84" from floor)
	recessed depth		luminaire part to be colored (F2)		lamp protected against explosion
	ceiling thickness in mm		luminaire part to be colored (F3)		blown glass using traditional methods by master glass blower
	ceiling thickness selection		luminaire part to be colored (F4)		acoustic material
	dimmmable DP (phase), DV (0-10V), DD (dali), DS (step-dim)		luminaire part to be colored (F5)		protection class I, protection insulation
	included or excluded LED driver/transformer/ control gear		color of 3-circuit adaptor		protection class II, protection insulation
	separately switchable		indirect diffuser		ETL Certified to UL and CSA Standards
	sensor		direct diffuser		UL Certified to UL and CSA Standards
	remote control		ball-proof (upon request)		CSA Certified to UL and CSA Standards
	available upon request		accessory		Certified for North American Standards

IP RATING

	protected against ingress of solid bodies greater than 12.5mm (finger)
	protected against ingress of solid bodies greater than 2.5mm protected against sprays of water up to 60 degrees from the vertical (rain)
	protected against ingress of solid bodies greater than 1mm (wire) no protection against the ingress of moisture
	protected against ingress of solid bodies greater than 1mm (wire) protected against sprays of water up to 60 degrees from the vertical (rain)
	protected against ingress of solid bodies greater than 1mm (wire) protected against water splashed from all directions
	protected against limited ingress of dust (wet rooms/covered outdoor areas) protected against water splashed from all directions
	protected against ingress of dust protected against jets of water
	protected against ingress of dust protected against powerful jets of water or heavy seas
	protected against ingress of dust protected against immersion of water between 15cm - 1m for 30 minutes
	protected against ingress of dust protected against immersion of water under pressure for long periods

IK RATING

	protected against 0.14 joules impact (equivalent to 0.25kg mass dropped from 56mm above the surface)
	protected against 0.2 joules impact (equivalent to 0.25kg mass dropped from 80mm above the surface)
	protected against 0.35 joules impact (equivalent to 0.25kg mass dropped from 140mm above the surface)
	protected against 0.5 joules impact (equivalent to 0.25kg mass dropped from 200mm above the surface)
	protected against 0.7 joules impact (equivalent to 0.25kg mass dropped from 280mm above the surface)
	protected against 1 joules impact (equivalent to 0.25kg mass dropped from 400mm above the surface)
	protected against 2 joules impact (equivalent to 0.5kg mass dropped from 400mm above the surface)
	protected against 5 joules impact (equivalent to 1.7kg mass dropped from 300mm above the surface)
	protected against 10 joules impact (equivalent to 5.0kg mass dropped from 200mm above the surface)
	protected against 20 joules impact (equivalent to 5.0kg mass dropped from 400mm above the surface)